


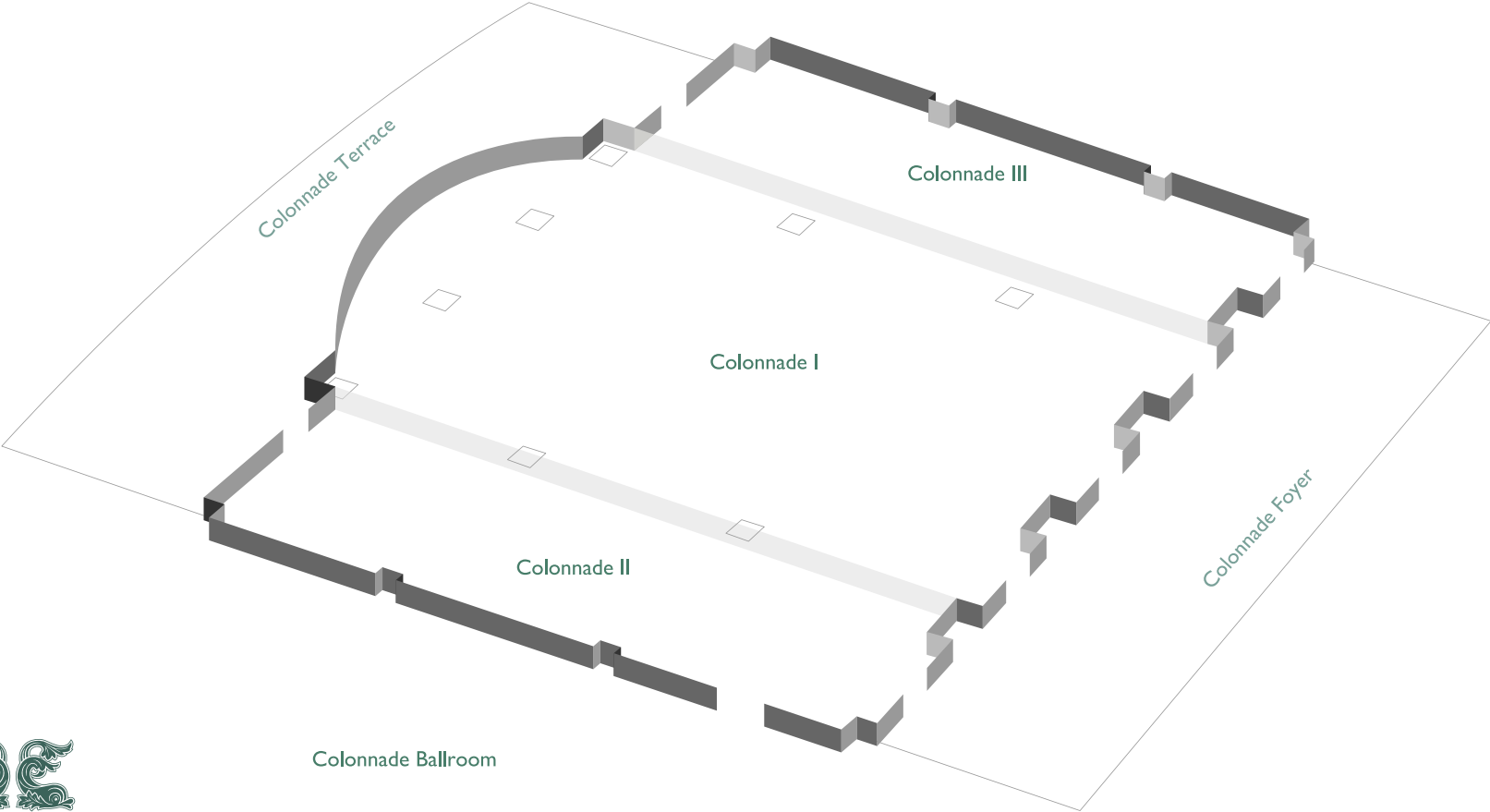



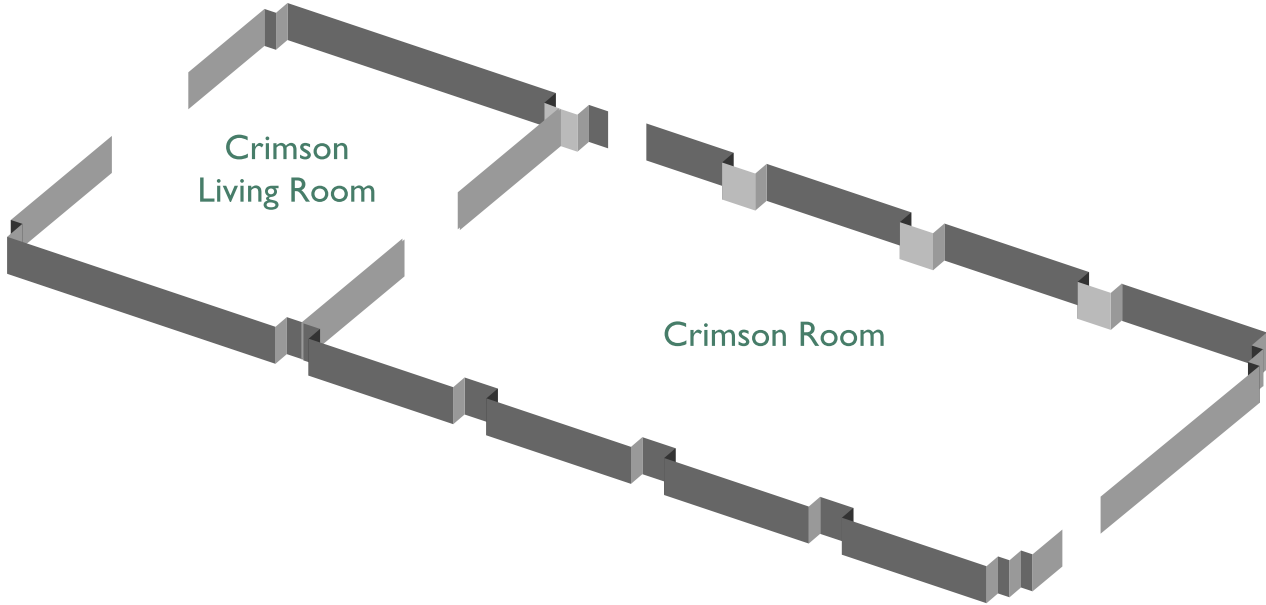
COLONNADE CAPACITY CHART AND FLOORPLANS

Room	Dimensions	Sq. Footage	Ceiling Ht.	Classroom	Conference	Hollow Sq.	U-Shape	Rounds	Theater	Reception
Colonnade Ballroom 	73.5' x 57'3"	4,800	13'	225	90	60	60	360	400	400
Colonnade I	50' x 62.5'	3,000	13'	150	50	60	60	180	310	330
Colonnade II	16' x 62.5'	900	8'	30	20	16	16	50	60	100
Colonnade III	16' x 62.5'	900	8'	30	20	16	16	50	60	100
Colonnade Foyer 										
Colonnade Terrace 		1,640								




CRIMSON ROOM CAPACITY CHART AND FLOORPLANS

Crimson Room	 17'6" x 33'3"	550	8'5"	30	25	20	20	50	50	50
Crimson Living Room	20'6" x 16'	330	8'5"							



BOARDROOM CAPACITY CHART AND FLOORPLANS

Boardroom	 17'6" x 33'3"	550	8'5"	30	18	20	20	50	50	50
Board-Living Room	20'6" x 16'	330	8'5"							

